

POWER LITHIUM BATTERIES

Dual Purpose Deep Cycle Starting Lithium Battery

LFP12.8VDCNS70L

Starting / Deep cycle

Features of LiFePO4 Battery

Longer Cycle Life

LiFePO4 batteries would be is five times than SLA batteries on cycle life

High Power & Light weight

LiFePO4 batteries performance twice power of SLA batteries, while half weight helpful for transport and installation

Intelligent management control

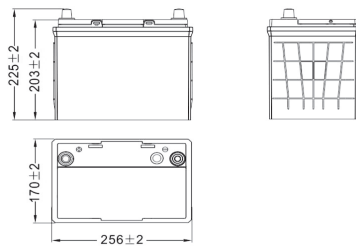
Intelligent BMS system covered by LFP batteries to ensure that batteries work on safety and perfect condition

Lower Self-discharge rate

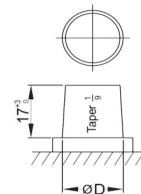
Lower Self-discharge rate to guarantee LFP batteries be stored more longer than SLA batteries



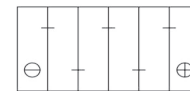
Physical Dimension



Standard Terminal



Cell Layout



Figure(0)

Electrical Characteristics	Chemistry	LiFePO4
	Nominal Voltage	12.8V
	Nominal Capacity	60Ah
	Energy	768Wh
	Cold Cranking Amps	1400CCA
	Internal Resistance	≤2.2 mΩ
	Cycle Life	≥1500 cycles
	Self Discharge Rate	≤30uA
	Efficiency of Charge	100% @0.5C
Standard Charge	Efficiency of Discharge	96-99% @1C
	Charge Voltage	14.6±0.2V
	Charge Mode	0.2C to 14.6V, then 14.6V,charge current to 0.02C (CC/CV)
	Rated Charge Current	≤30A
	Max. Charge Current	≤60A
Standard Discharge	BMS Charge Cut-off Voltage	15.6V
	Over Charge Recovery Voltage	15.2V
	Continuous Discharge Current	≤180A
	Instantaneous Discharge Current	1400A(5S)
	BMS Discharge Cut-off Voltage	8V
	Over Discharge Recovery Voltage	9.2V
	Charge Temperature	0 °C to 45 °C (32Fto 113F) @60±25% Relative Humidity
Mechanical	Discharge Temperature	-20 °C to 60 °C (-4F to 140F) @60±25% Relative Humidity
	Storage Temperature	0 °C to 40 °C (32Fto 104F) @60±25% Relative Humidity
	Water Dust Resistance	IP56
	BMS Withstand voltage value	30V
	Plastic Case	ABS
Dimensions (in./mm.)	256*170*201*222mm ± 2mm	
Weight (lbs./kg.)	7.7kg(16.94lbs)	
Terminal	Brass	

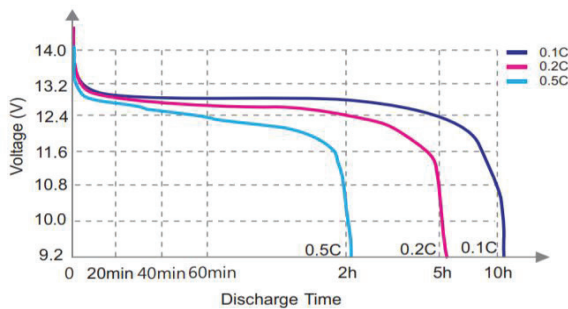
POWER LITHIUM BATTERIES

Dual Purpose Deep Cycle Starting Lithium Battery

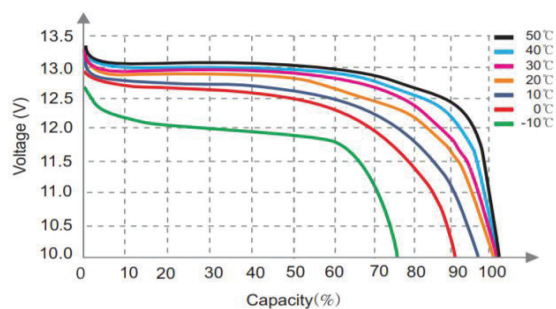
LFP12.8VDCNS70L

Starting / Deep cycle

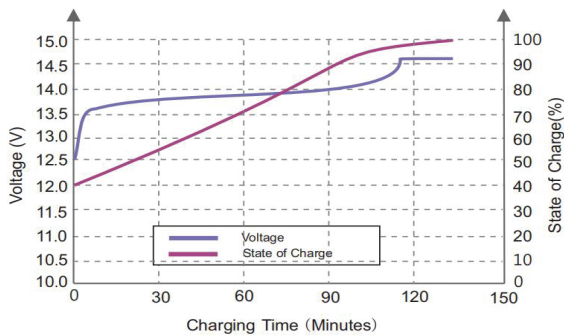
Different Rate Discharge Curve(25°C)



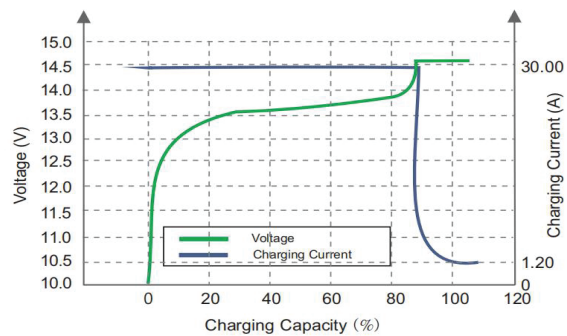
Different Temperature Discharge Curve(0.5C)



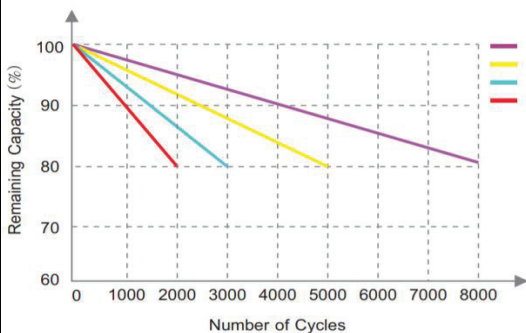
State of Charge Curve(0.5C, 25°C)



Charging Characteristics(0.5C, 25°C)



Different DOD Discharge Cycle Life Curve(0.5C)



Different Temperature Self Discharge Curve

